

Top tips for deaf-friendly swimming

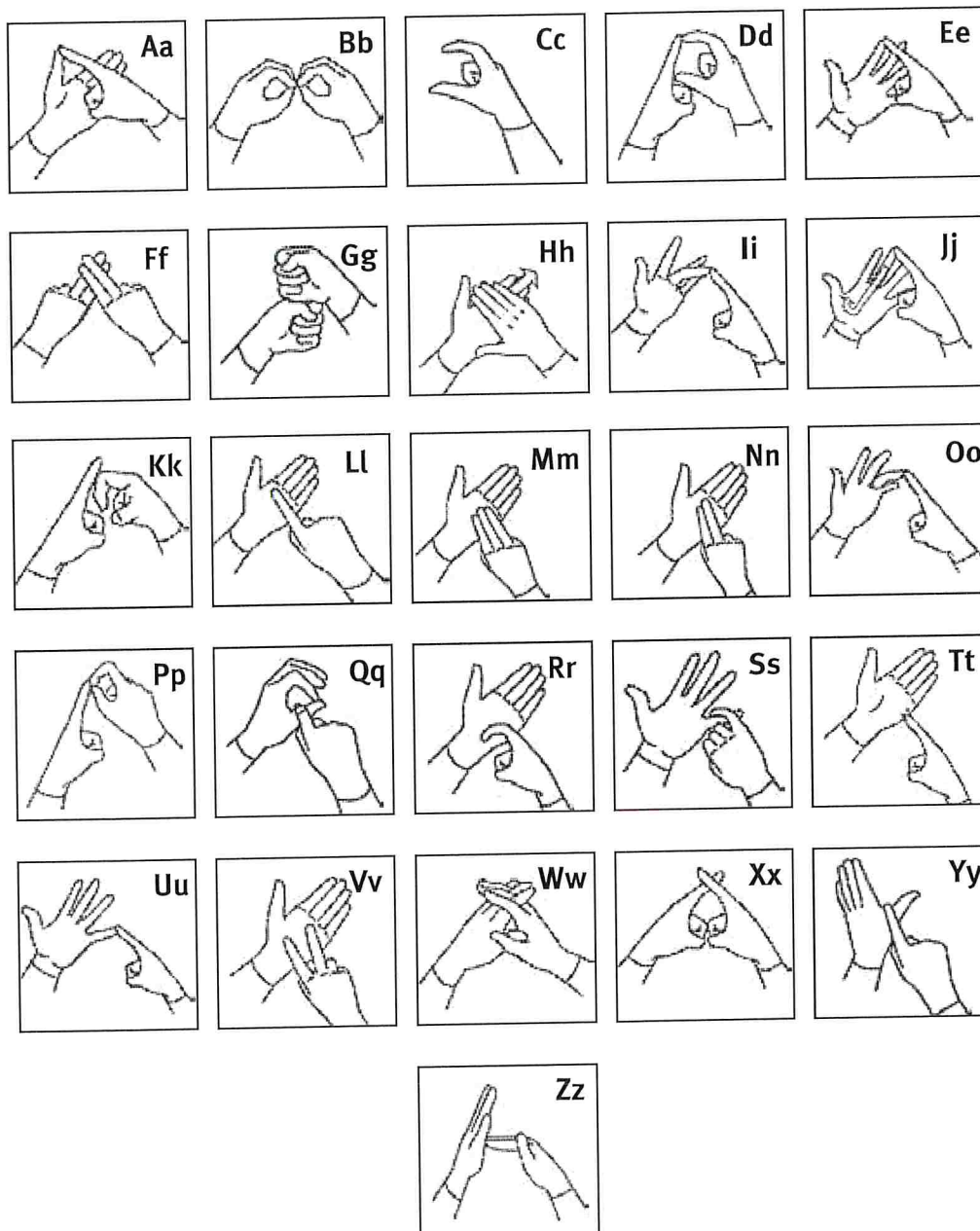
Do

- ✓ Ask the child or young person how you should communicate with them.
- ✓ Make sure you have everyone's attention before speaking – try waving or stopping to get everyone's attention.
- ✓ Limit distractions! Move to a quieter part of the pool to explain things or brief children poolside when they can wear their hearing aids or cochlear implants.
- ✓ Speak clearly and naturally.
- ✓ Ensure the pool is well lit and any light is shining on your face (not behind you).
- ✓ Stand in one place and keep eye contact while talking (this might involve kneeling or sitting down).
- ✓ Use visual aids to help understanding – including directional lane boards, photos, pictures or video.
- ✓ Use gestures and demonstrations.
- ✓ Make the topic really clear and stick to the point.
- ✓ Ask the child or young person to repeat what you have said to check they have understood.
- ✓ Allow time for questions and clarification.

Don't

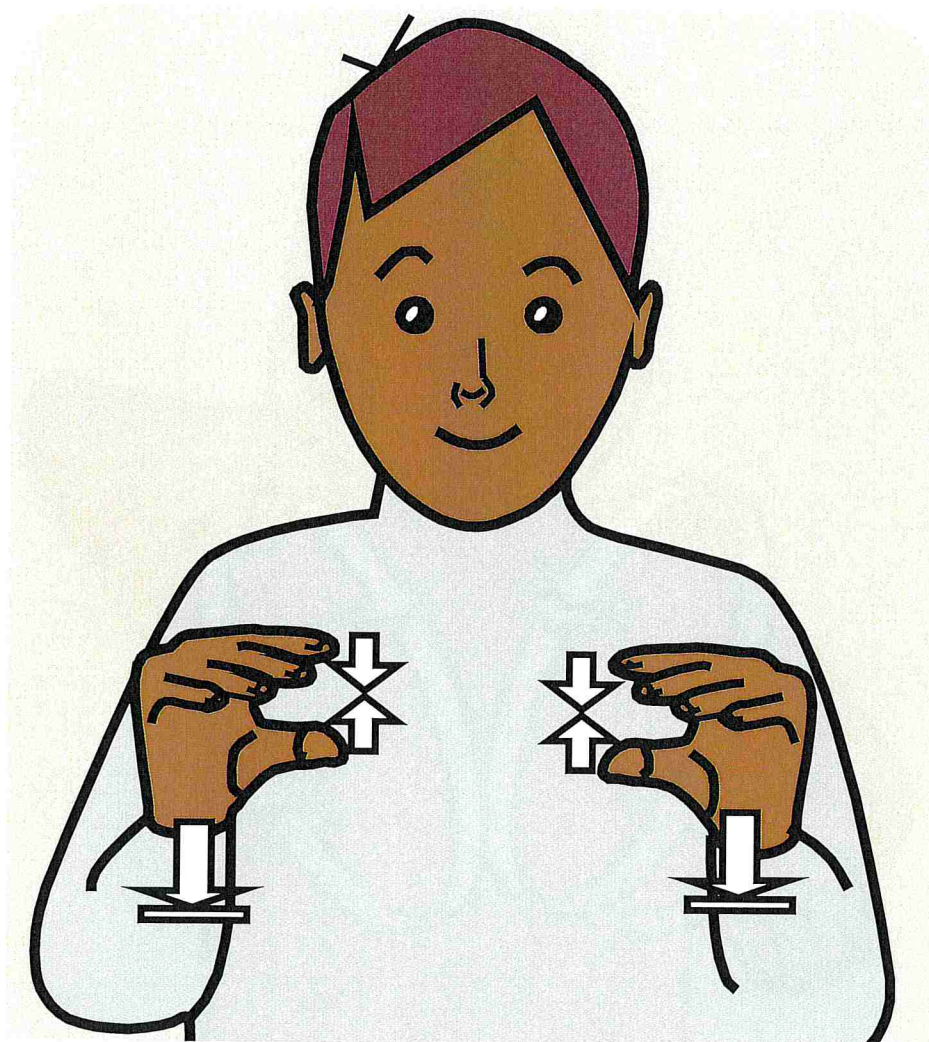
- ✗ Speak too slowly or shout! This will distort your lip patterns.
- ✗ Move around when you are talking – it will be very difficult to lipread.
- ✗ Cover up your mouth or talk with your whistle in your mouth.
- ✗ Give up. If stuck, try explaining in a different way, write it down or use pictures. Alternatively, get a competent swimmer to demonstrate for you.

The British Fingerspelling alphabet



© BSL sign graphics Cath Smith - the LET'S SIGN Series - www.DeafBooks.co.uk


This flip card is provided by the National Deaf Children's Society (NDCS) www.ndcs.org.uk



© BSL sign graphics Cath Smith - the LET'S SIGN Series - www.DeafBooks.co.uk

Stop


This flip card is provided by the National Deaf Children's Society (NDCS) www.ndcs.org.uk



© BSL sign graphics Cath Smith - the LET'S SIGN Series - www.DeafBooks.co.uk

Front crawl


This flip card is provided by the National Deaf Children's Society (NDCS) www.ndcs.org.uk



© BSL sign graphics Cath Smith - the LET'S SIGN Series - www.DeafBooks.co.uk

Get changed

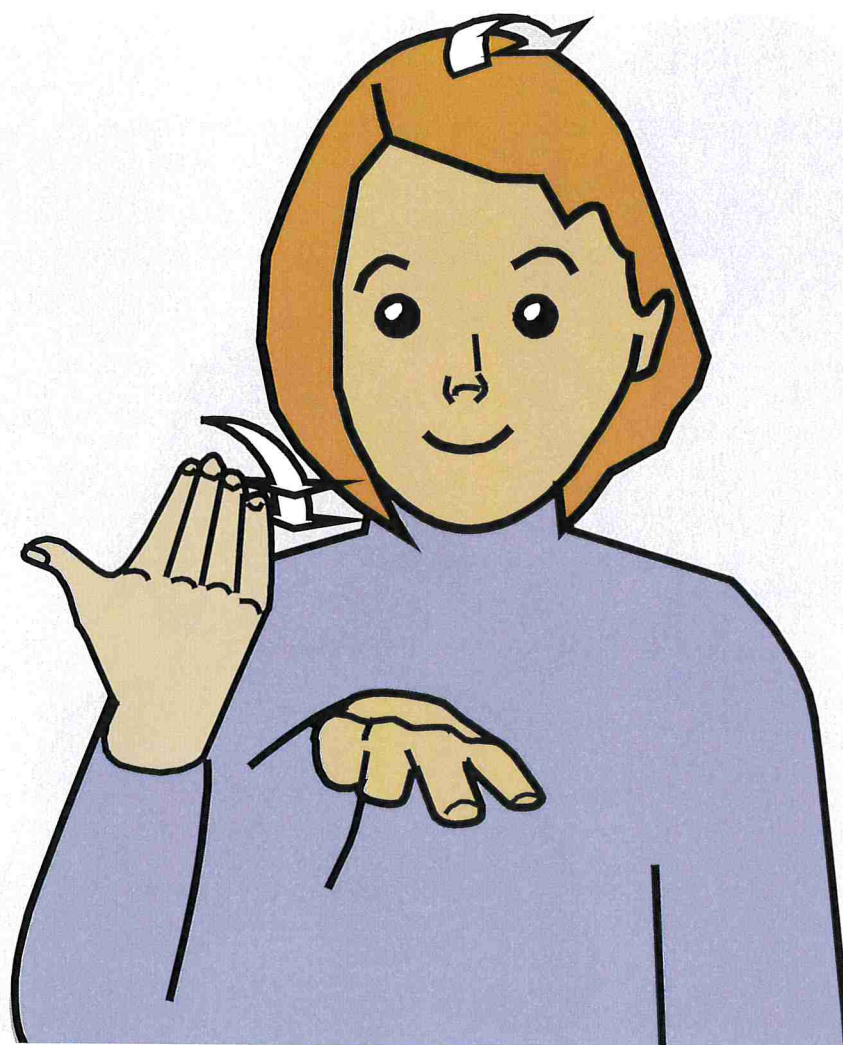
This flip card is provided by the National Deaf Children's Society (NDCS) www.ndcs.org.uk



© BSL sign graphics Cath Smith - the LET'S SIGN Series - www.DeafBooks.co.uk

Fantastic

This flip card is provided by the National Deaf Children's Society (NDCS) www.ndcs.org.uk



© BSL sign graphics Cath Smith - the LET'S SIGN Series - www.DeafBooks.co.uk

Back


This flip card is provided by the National Deaf Children's Society (NDCS) www.ndcs.org.uk



© BSL sign graphics Cath Smith - the LET'S SIGN Series - www.DeafBooks.co.uk

Blow bubbles

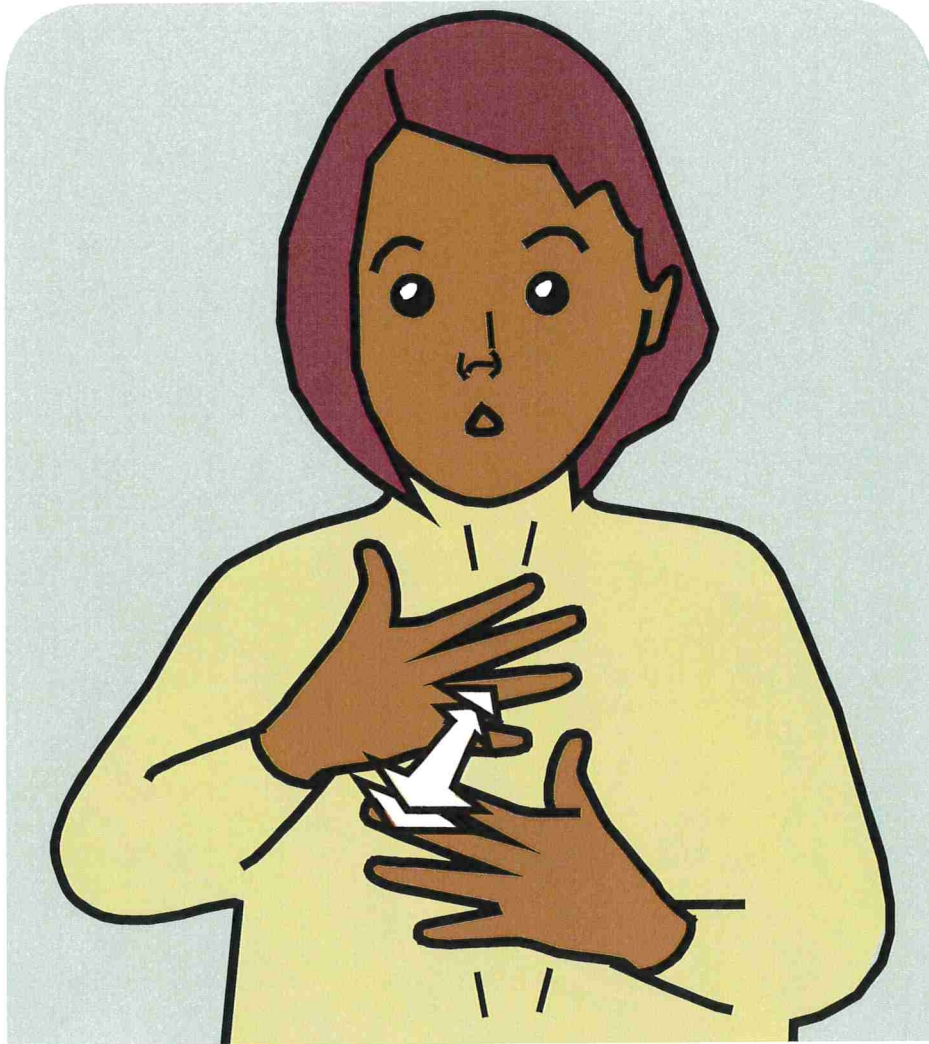
This flip card is provided by the National Deaf Children's Society (NDCS) www.ndcs.org.uk



© BSL sign graphics Cath Smith - the LET'S SIGN Series - www.DeafBooks.co.uk

Breaststroke


This flip card is provided by the National Deaf Children's Society (NDCS) www.ndcs.org.uk



© BSL sign graphics Cath Smith - the LET'S SIGN Series - www.DeafBooks.co.uk

Breathe

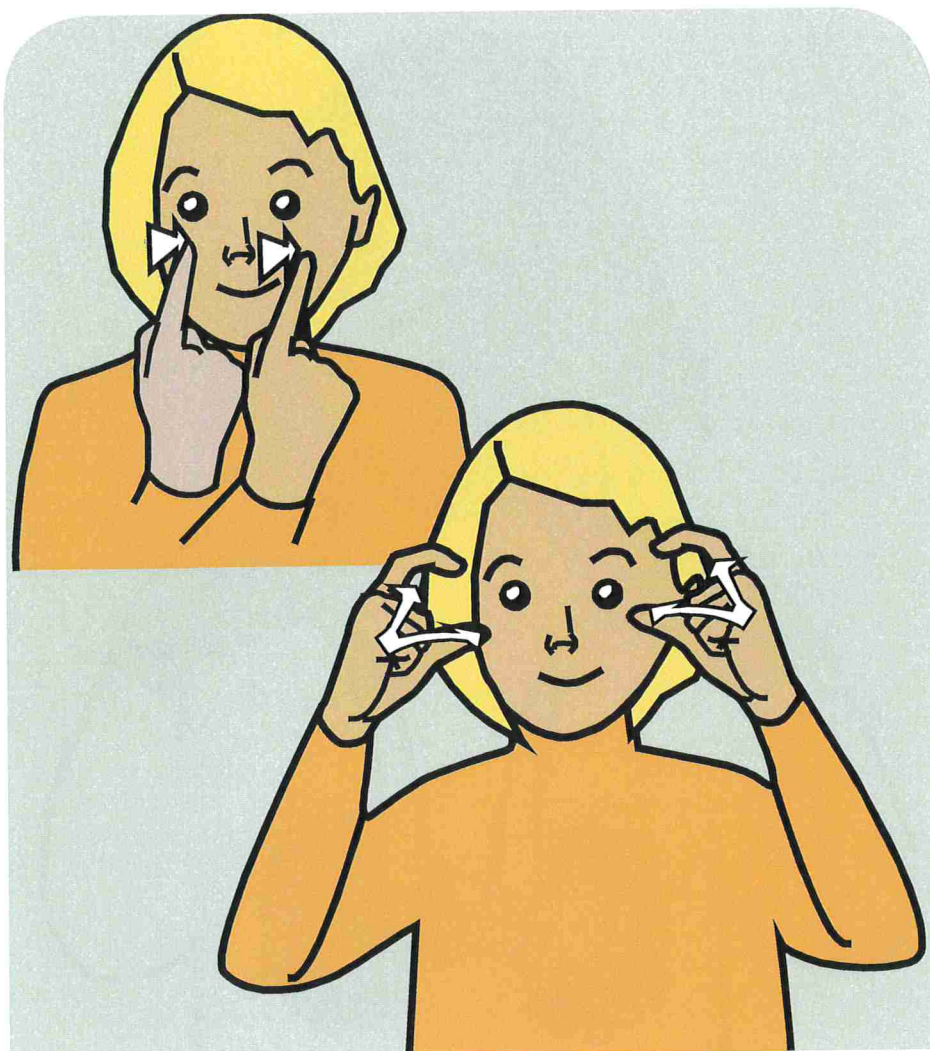
This flip card is provided by the National Deaf Children's Society (NDCS) www.ndcs.org.uk



© BSL sign graphics Cath Smith - the LET'S SIGN Series - www.DeafBooks.co.uk

Dive in


This flip card is provided by the National Deaf Children's Society (NDCS) www.ndcs.org.uk



© BSL sign graphics Cath Smith - the LET'S SIGN Series - www.DeafBooks.co.uk

Eyes open

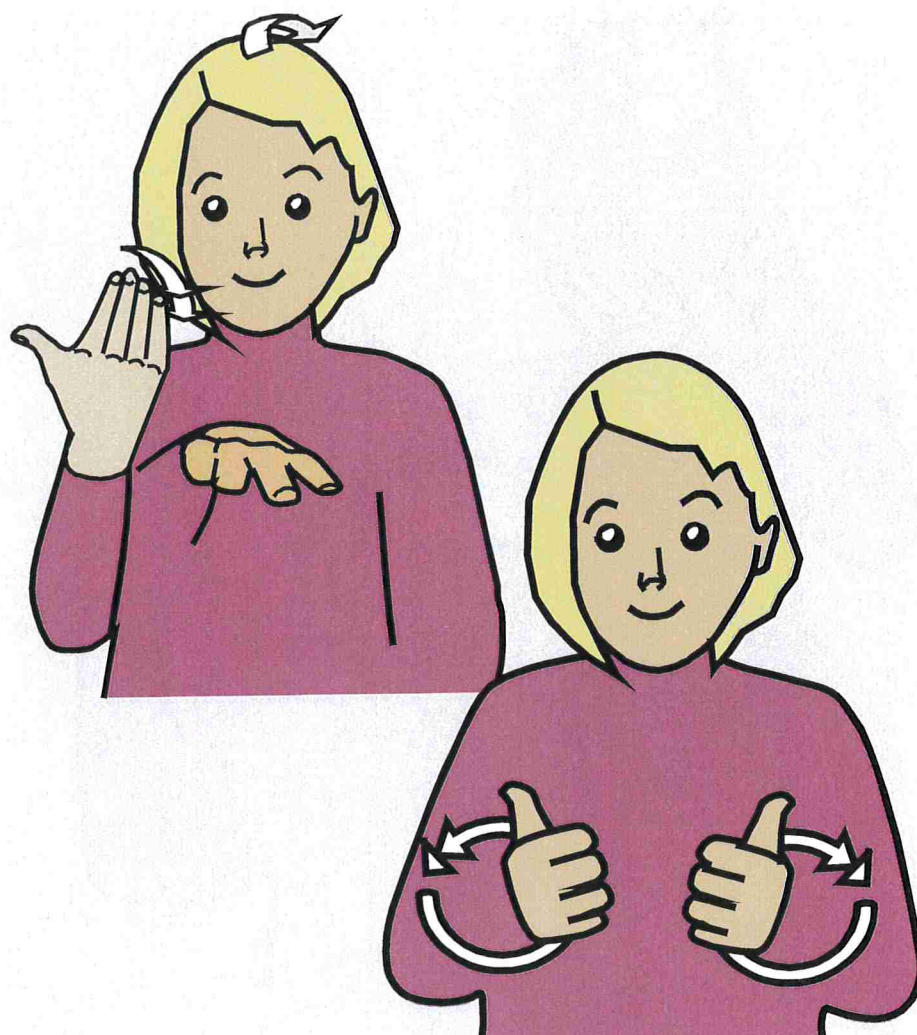
This flip card is provided by the National Deaf Children's Society (NDCS) www.ndcs.org.uk



© BSL sign graphics Cath Smith - the LET'S SIGN Series - www.DeafBooks.co.uk

Face in


This flip card is provided by the National Deaf Children's Society (NDCS) www.ndcs.org.uk



© BSL sign graphics Cath Smith - the LET'S SIGN Series - www.DeafBooks.co.uk

Finish on back

This flip card is provided by the National Deaf Children's Society (NDCS) www.ndcs.org.uk



© BSL sign graphics Cath Smith - the LET'S SIGN Series - www.DeafBooks.co.uk

Fire alarm

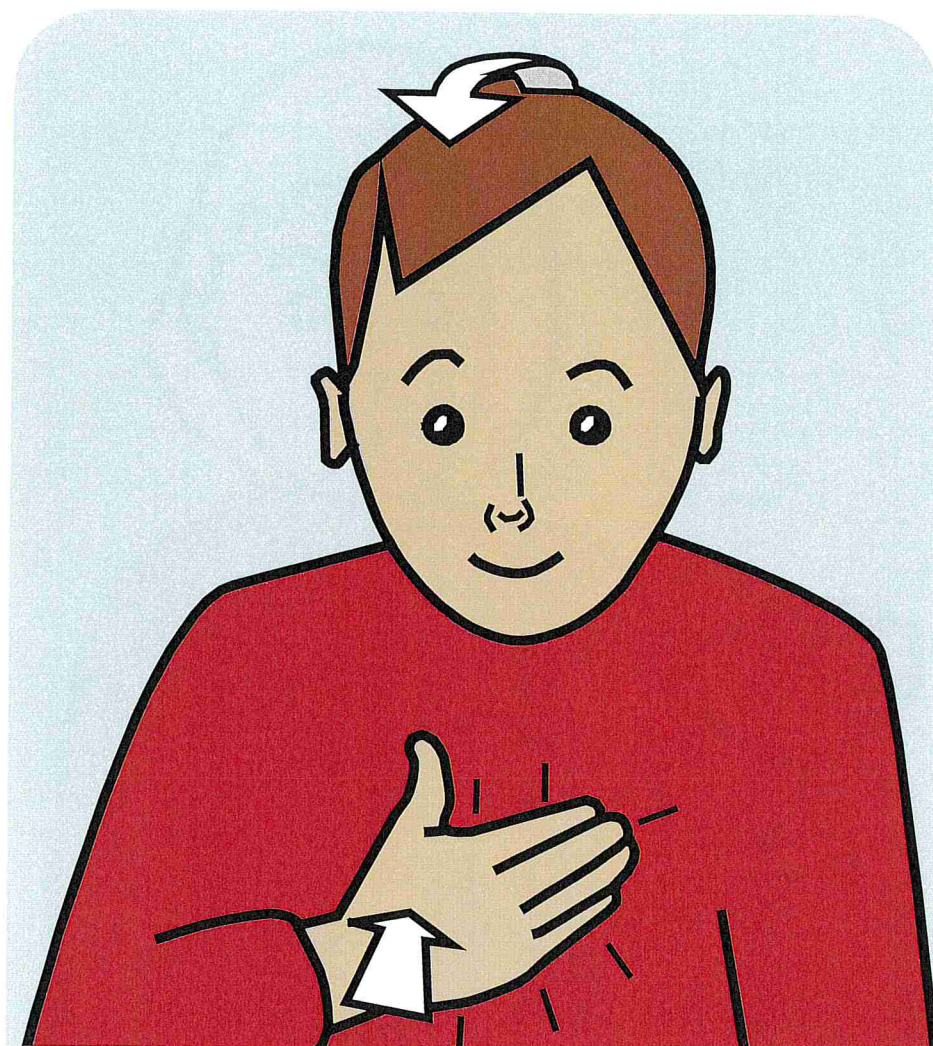
This flip card is provided by the National Deaf Children's Society (NDCS) www.ndcs.org.uk



© BSL sign graphics Cath Smith - the LET'S SIGN Series - www.DeafBooks.co.uk

Float


This flip card is provided by the National Deaf Children's Society (NDCS) www.ndcs.org.uk



© BSL sign graphics Cath Smith - the LET'S SIGN Series - www.DeafBooks.co.uk

Front

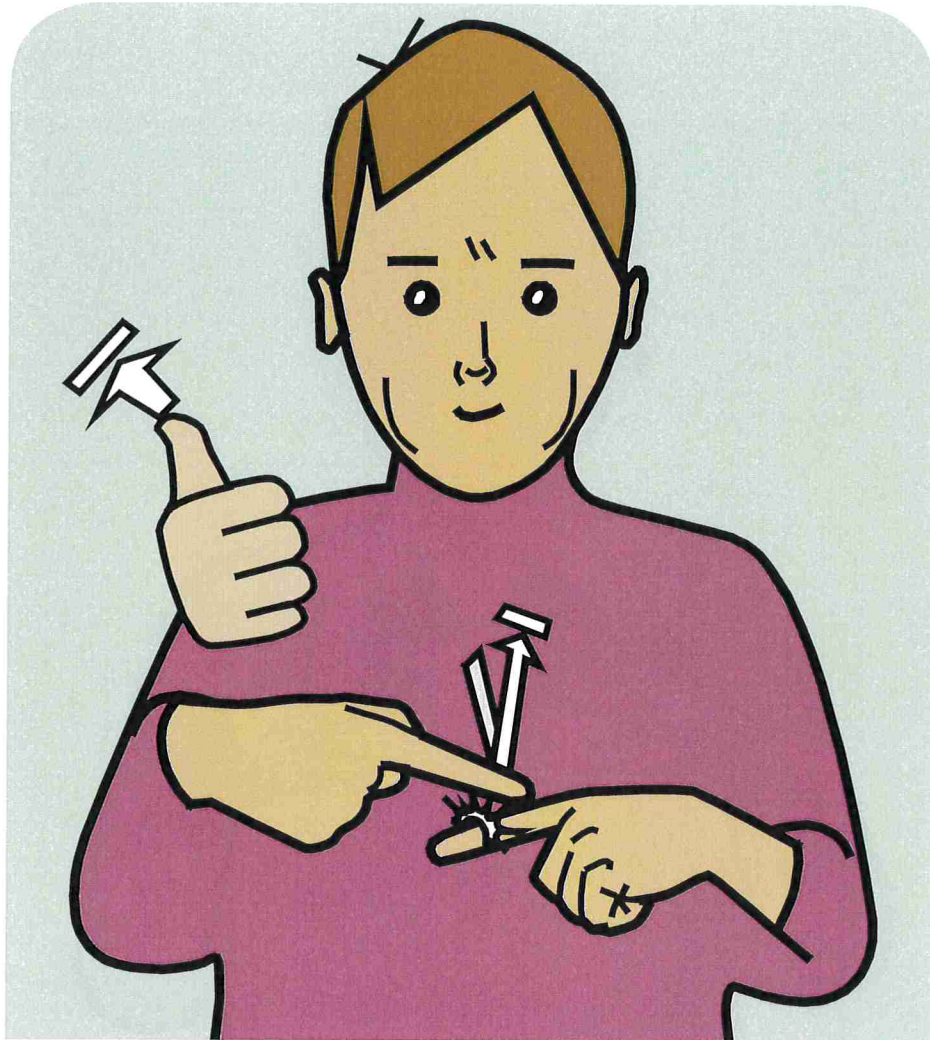
This flip card is provided by the National Deaf Children's Society (NDCS) www.ndcs.org.uk



© BSL sign graphics Cath Smith - the LET'S SIGN Series - www.DeafBooks.co.uk

Go


This flip card is provided by the National Deaf Children's Society (NDCS) www.ndcs.org.uk



© BSL sign graphics Cath Smith - the LET'S SIGN Series - www.DeafBooks.co.uk

Out quick


This flip card is provided by the National Deaf Children's Society (NDCS) www.ndcs.org.uk



© BSL sign graphics Cath Smith - the LET'S SIGN Series - www.DeafBooks.co.uk

Ready

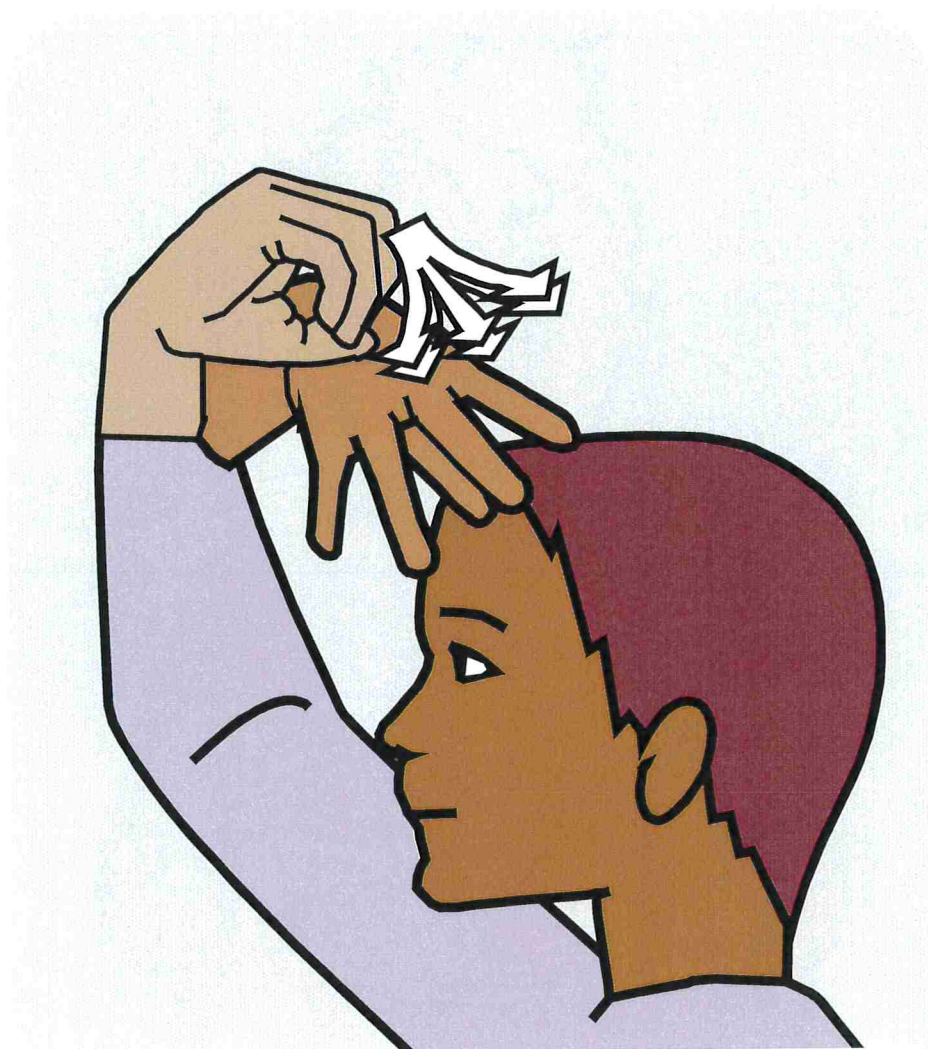
This flip card is provided by the National Deaf Children's Society (NDCS) www.ndcs.org.uk



© BSL sign graphics Cath Smith - the LET'S SIGN Series - www.DeafBooks.co.uk

Rotate

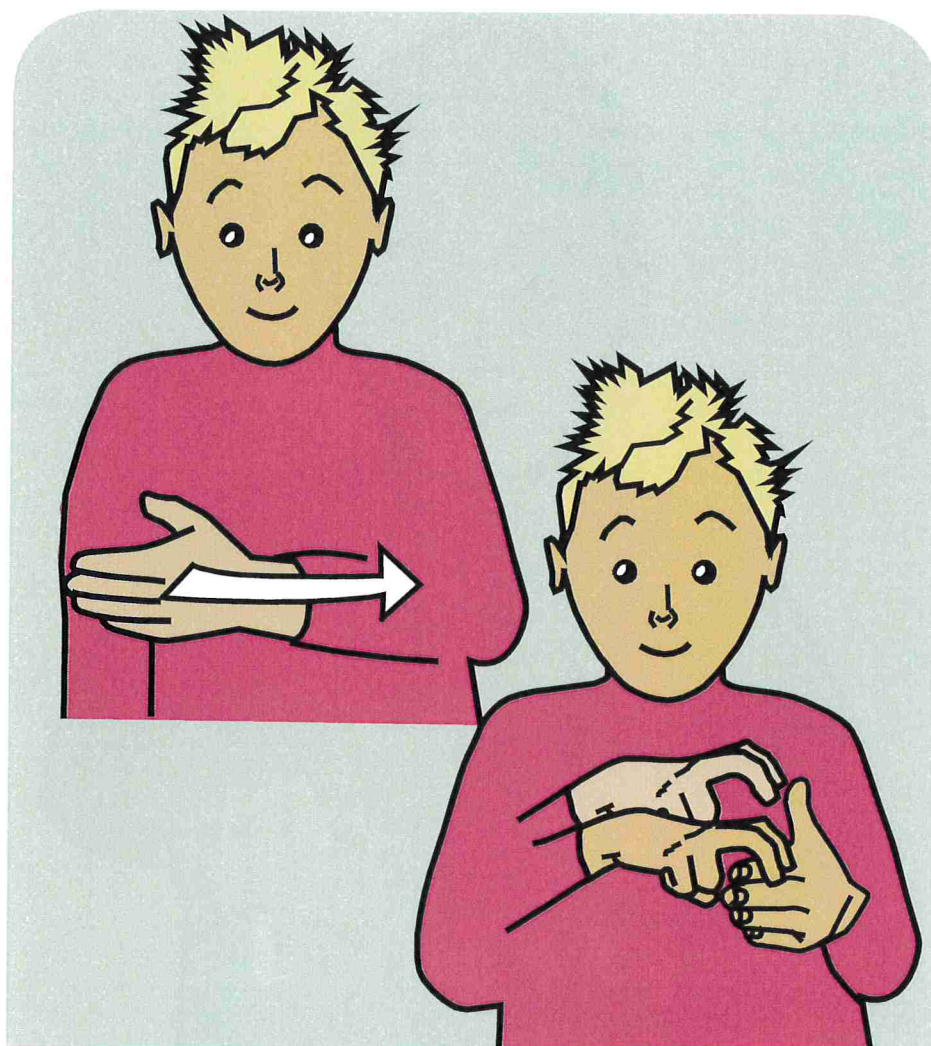
This flip card is provided by the National Deaf Children's Society (NDCS) www.ndcs.org.uk



© BSL sign graphics Cath Smith - the LET'S SIGN Series - www.DeafBooks.co.uk

Shower


This flip card is provided by the National Deaf Children's Society (NDCS) www.ndcs.org.uk



© BSL sign graphics Cath Smith - the LET'S SIGN Series - www.DeafBooks.co.uk

Sit down on the side

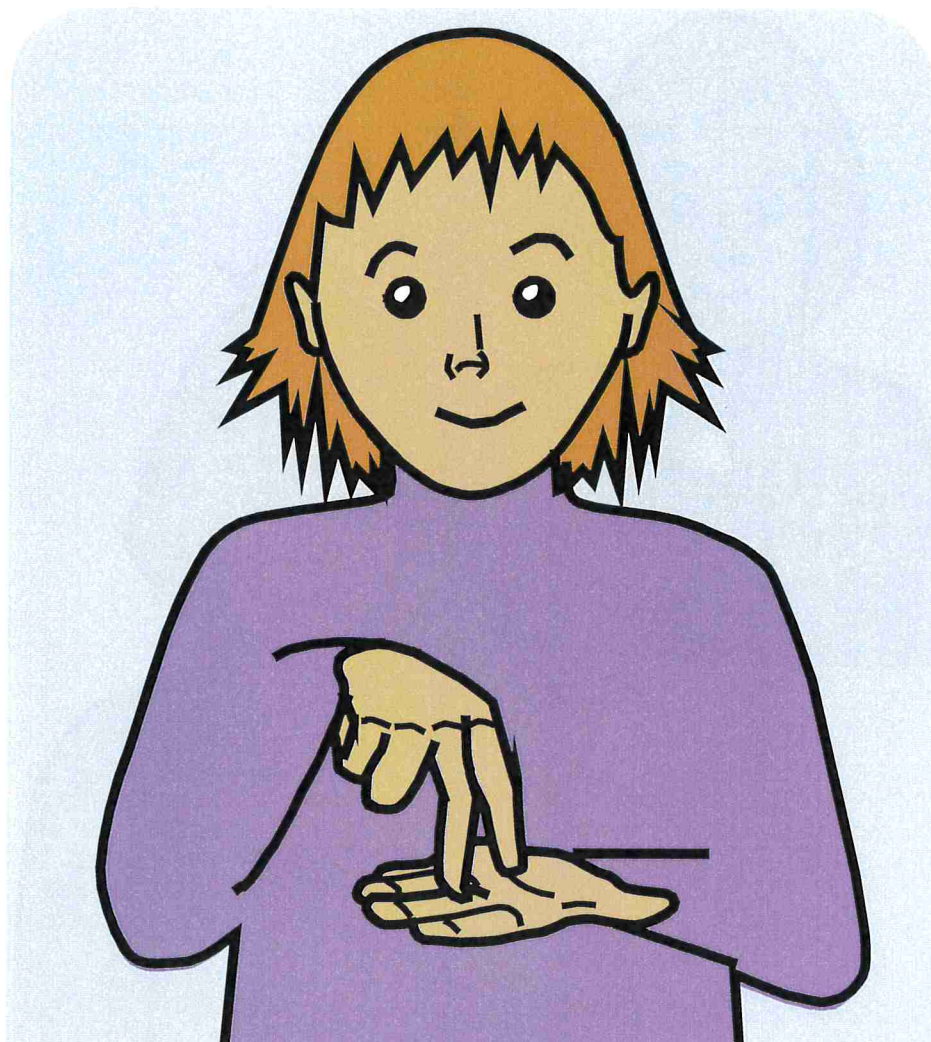
This flip card is provided by the National Deaf Children's Society (NDCS) www.ndcs.org.uk



© BSL sign graphics Cath Smith - the LET'S SIGN Series - www.DeafBooks.co.uk

Sit


This flip card is provided by the National Deaf Children's Society (NDCS) www.ndcs.org.uk



© BSL sign graphics Cath Smith - the LET'S SIGN Series - www.DeafBooks.co.uk

Stand

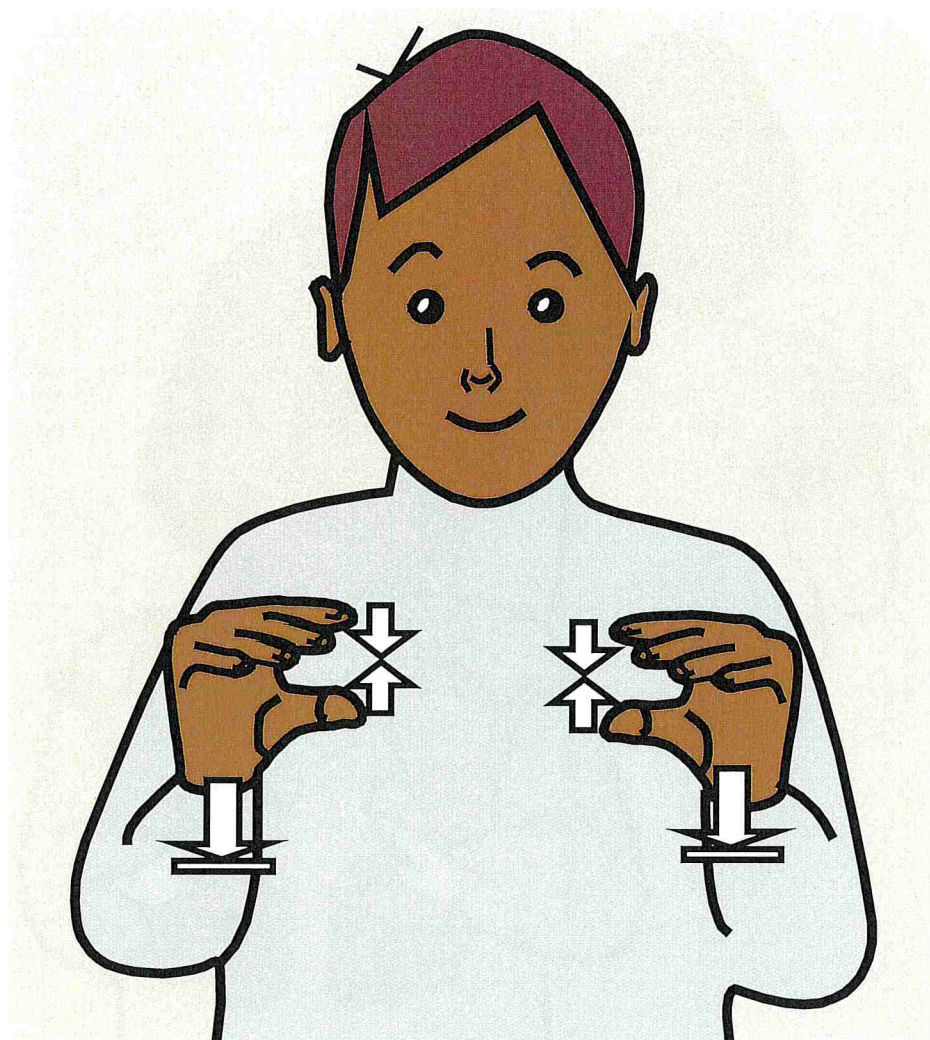
This flip card is provided by the National Deaf Children's Society (NDCS) www.ndcs.org.uk



© BSL sign graphics Cath Smith - the LET'S SIGN Series - www.DeafBooks.co.uk

Stay on back


This flip card is provided by the National Deaf Children's Society (NDCS) www.ndcs.org.uk



© BSL sign graphics Cath Smith - the LET'S SIGN Series - www.DeafBooks.co.uk

Stop

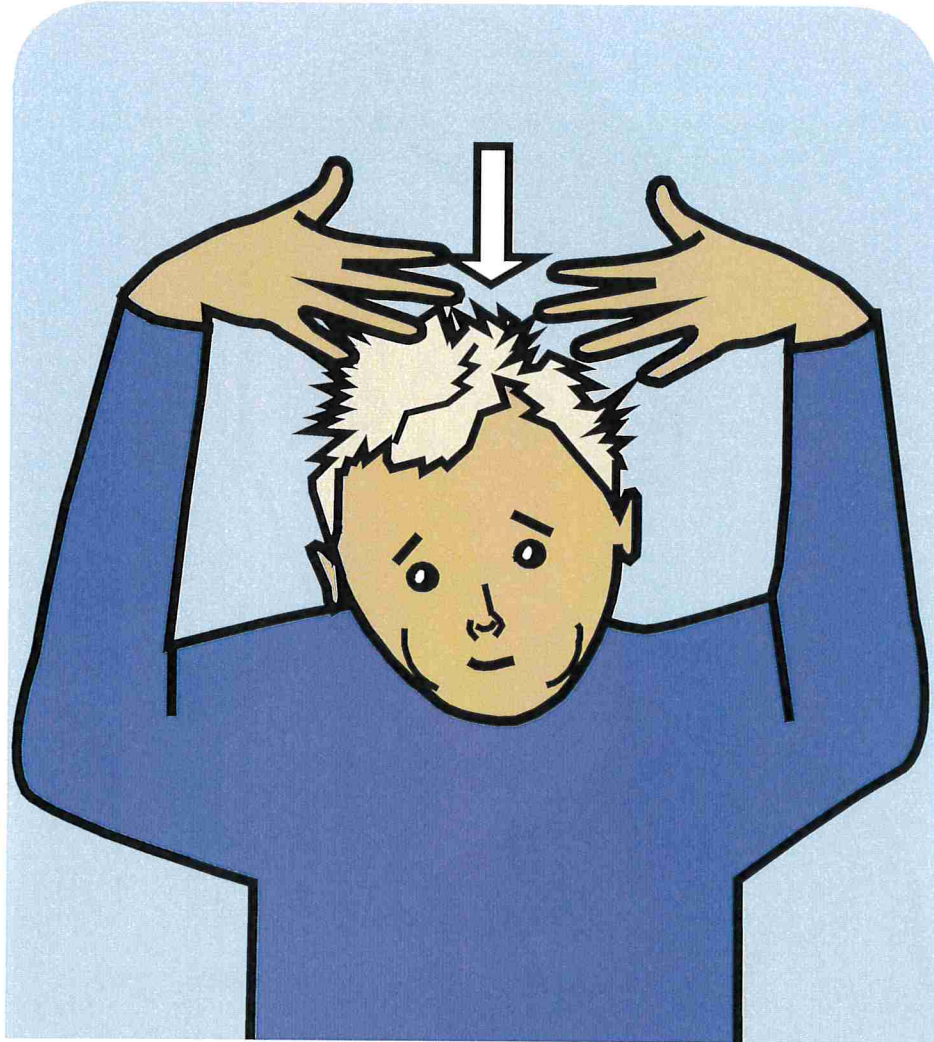
This flip card is provided by the National Deaf Children's Society (NDCS) www.ndcs.org.uk



© BSL sign graphics Cath Smith - the LET'S SIGN Series - www.DeafBooks.co.uk

Two hand touch


This flip card is provided by the National Deaf Children's Society (NDCS) www.ndcs.org.uk



© BSL sign graphics Cath Smith - the LET'S SIGN Series - www.DeafBooks.co.uk

Underwater


This flip card is provided by the National Deaf Children's Society (NDCS) www.ndcs.org.uk



© BSL sign graphics Cath Smith - the LET'S SIGN Series - www.DeafBooks.co.uk

Use


This flip card is provided by the National Deaf Children's Society (NDCS) www.ndcs.org.uk



© BSL sign graphics Cath Smith - the LET'S SIGN Series - www.DeafBooks.co.uk

Watch

This flip card is provided by the National Deaf Children's Society (NDCS) www.ndcs.org.uk



© BSL sign graphics Cath Smith - the LET'S SIGN Series - www.DeafBooks.co.uk

Well done

This flip card is provided by the National Deaf Children's Society (NDCS) www.ndcs.org.uk